

Birds

American robin

General information

American robins use a wide assortment of vegetation types, from mowed grassy areas to forested areas. In urban areas, robins use large open areas and nearby trees and shrubs. Parks, golf courses, and lawns in residential areas are attractive to robins. They are found throughout North America, though they may migrate out of northern latitudes during winters with sustained cold and snow. Robins build a nest of grass and mud on a tree or shrub limb, but will occasionally nest on building ledges. Robins spend considerable time on the ground feeding on earthworms, but also will perch on branches to eat berries, fruit, and insects.

Habitat requirements

Diet: insects and worms during spring and summer; soft mast from shrubs and trees in winter; seldom use artificial feeders

Water: require water daily in warm seasons; obtain water from low-lying areas, ponds, and rain-filled gutters

Cover: shrubs, evergreen trees, and deciduous trees used for nesting and escape; evergreen trees often used for early nests

Wildlife management practices

Control Nonnative Invasive Vegetation: when nonnative invasive vegetation begins to reduce habitat quality for American robins

Plant Shrubs: where soft mast is lacking; examples might include dogwoods, hollies, golden currant, and winterberry

Plant Trees: both deciduous and evergreen; where nesting sites may be limiting

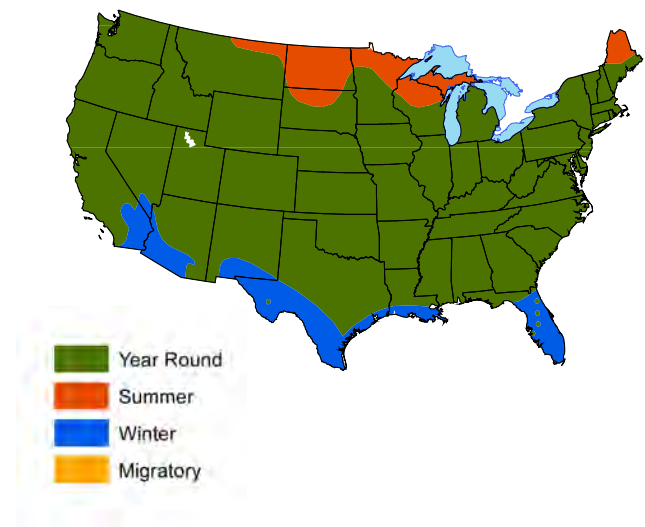
Set-back Succession: *Prescribed Fire*, *Disking*, and *Mowing* can be used to set-back succession and provide suitable structure for robins; *Mowing* may be used to maintain foraging and loafing cover for robins in **Urban** areas

Water Developments for Wildlife: birdbaths and pans of water can be provided in urban areas; do not place water in areas where cats can catch the birds; cats should be removed

Wildlife or Fish Survey: observation counts and point counts are used to estimate trends in populations



Lee Karney



Common nighthawk

General information

Common nighthawks are found throughout the U.S. during summer, but migrate to South America during winter. Common nighthawks are found in grasslands, open woodlands, cities, and towns. In cities and towns, they are often seen flying over city parks and other open areas in late evening and early morning. Common nighthawks nest on bare soil or gravel areas common in fields or on rooftops. They use open fields for foraging. They are nocturnal and feed “on-the-wing” on flying insects.

Habitat requirements

Diet: flying insects, including flying ants, mosquitoes, moths, and June bugs

Water: obtain ample water from diet, but water sources attract insects, which provide food for nighthawks

Cover: riparian areas, ridge tops, flat rooftops, and other places with numerous sand and gravel areas are favorite nesting locations

Wildlife management practices

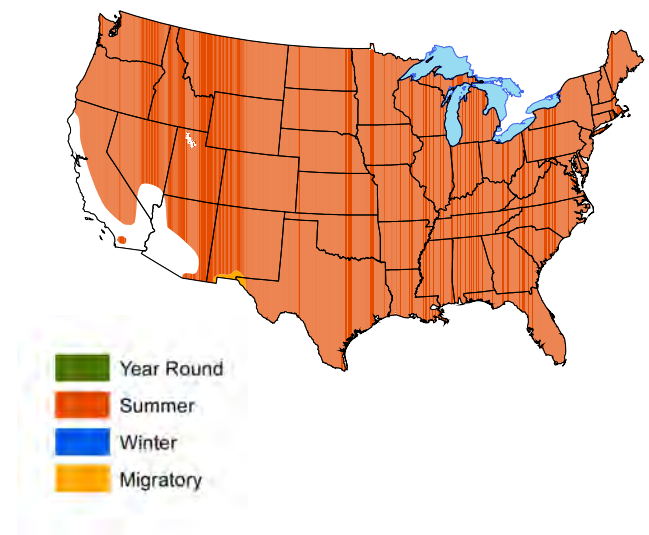
Livestock Management: grazing regimes that maintain open herbaceous areas provide foraging sites for common nighthawks

Set-back Succession: *Prescribed Fire*, *Disking*, and *Mowing* can maintain early successional areas for foraging; *Disking* and *Herbicide Applications* can promote bare ground for nesting; *Chainsawing*, *Dozer-clearing*, and *Root-plowing* can convert wooded areas to open, early successional areas; *Mowing* may be used to maintain foraging and loafing cover for common nighthawks in **Urban** areas

Wildlife or Fish Survey: observation counts can be used to estimate trends in populations



Gary Kramer



Eastern bluebird

General information

Eastern bluebirds are found across the eastern U.S. They use herbaceous openings, savannas, pastures, parks, backyards, edges of hayfields and croplands, and other early successional communities well-interspersed with trees and shrubs, for perching, foraging and nesting (where cavities are available). Large open areas without interspersed hedgerows, fencerows, and scattered trees may not receive as much use by bluebirds as those areas with more structural diversity. Bluebirds forage in open areas, but typically near trees, shrubs, or a fence that provide perches. Insects dominate the diet during spring and summer, whereas various fruits are most prevalent during fall and winter. Eastern bluebirds nest in cavities, especially old woodpecker cavities, as well as nest boxes. Clutches are normally 3-6 eggs. Eastern bluebirds may have 1-3 broods per year. Nest box programs have had a major impact in restoring eastern bluebird populations.

Habitat requirements

Diet: insects, especially grasshoppers, crickets, adult beetles and larvae, as well as other invertebrates, such as spiders; various fruits, such as black cherry, sumac, blueberry, blackberry, blackgum, hollies, dogwoods, pokeweed, and hackberry

Water: necessary water obtained from diet, but may use free-standing water when available

Cover: nest in cavities of trees and fence posts

Wildlife management practices

Control Nonnative Invasive Vegetation: when nonnative invasive vegetation begins to compete with native vegetation and reduces habitat quality for eastern bluebirds

Create Snags: where cavities are limited to provide potential nest sites and perching sites in open areas (not in forests because eastern bluebirds do not use forests)

Edge Feathering: to increase foraging opportunities, perching sites, and potential cavity trees (if trees are killed and left standing) around fields

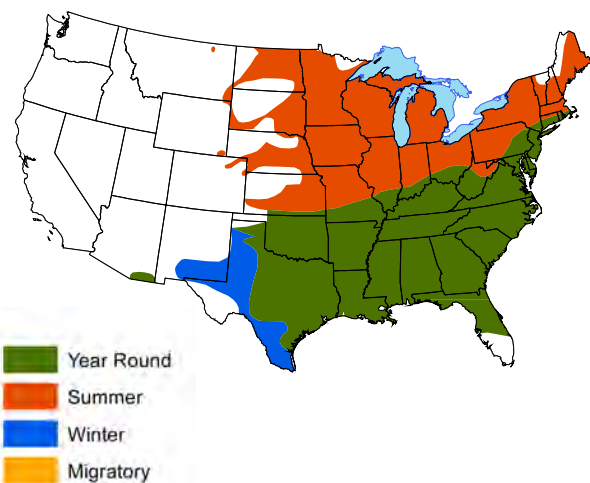
Field Borders: to increase foraging opportunities around crop fields

Livestock Management: livestock must be excluded from recently planted trees and shrubs

Nesting Structures: should be erected where a scarcity of natural cavities may be limiting the population; nest boxes should be approximately 5 feet high with an entrance hole 1½ inches in diameter; nest boxes should be placed no closer than 80 yards apart to limit territorial fighting among males



Dave Menke



Plant Native Grasses and Forbs: to aid in establishing herbaceous groundcover where planting is necessary; forb component is important to attract insects

Plant Shrubs: in relatively large open areas where perching sites or winter foods may be limiting

Plant Trees: in relatively large open areas where perching sites are limiting; may provide potential nest sites in distant future

Set-back Succession: *Prescribed Fire, Disking, Herbicide Applications, Mowing, Chaining, and Drum-chopping* can be used to maintain and rejuvenate early successional areas and prevent them from becoming dominated by young trees and shrubs; *Chainsawing and Root-plowing* can be used to convert forested areas to savannas and early successional communities; *Mowing* may be used to maintain foraging and loafing cover for eastern bluebirds in **Urban** areas

Wildlife or Fish Survey: point counts can be used to monitor bluebird populations; nest boxes should be checked to monitor use and nest success

European starling

General information

European starlings are found throughout North America. They were introduced to the U.S. from Europe and are considered pests. They commonly cause damage to crops and in urban areas. They exclude native species from cavities and deplete food resources for native wildlife. As a consequence, wildlife damage management is necessary to reduce starling populations and exclude them from areas where they are causing damage. Starlings prefer older suburban and urban residential areas with large trees and shrubs interspersed with open areas, but also are abundant in agricultural areas. Starlings are cavity nesters and nest in large trees or old buildings. Starlings feed on the ground and eat a variety of insects, seeds, grain, and soft mast. Practices to attract or benefit starlings should not occur in any situation.

Habitat requirements

Diet: insects, soft mast, seeds, earthworms, grain, human garbage, and even dog and cat food

Water: require freestanding water during warm seasons

Cover: nest in tree cavities, old buildings

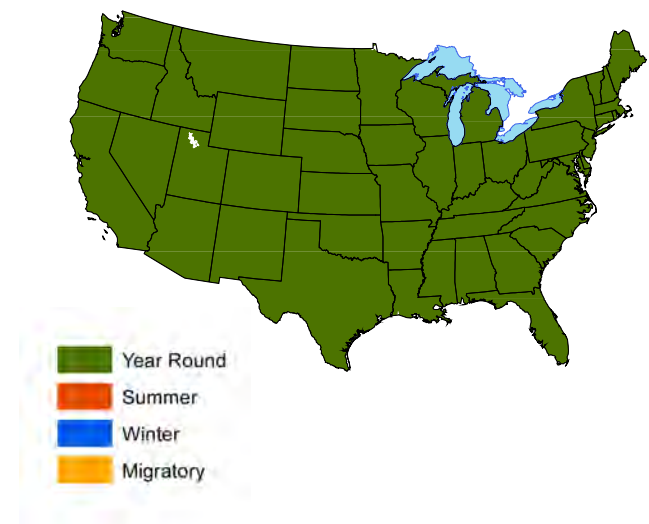
Wildlife management practices

Wildlife Damage Management: exclusion practices to prevent access to buildings and other areas where they are not wanted; food, water, and cover available to starlings around buildings should be removed; various harassment practices may be effective; trap and euthanasia are appropriate to reduce starling populations

Wildlife or Fish Survey: observation counts, point counts, and wildlife damage management questionnaires are used to monitor starling populations



Thomas G. Barnes



Hairy woodpecker

General information

Hairy woodpeckers are medium-sized woodpeckers with a bill almost as long as their head. They forage primarily on tree trunks, but also on stumps, snags, downed logs, and on the ground. Hairy woodpeckers are most commonly found in mature forest, but also may frequent younger developing forests, wooded riparian areas, woodlands, backyards, and parks. They nest in cavities, which are usually in dead trees or in dead limbs of live trees. Nests contain 3-6 eggs.

Habitat requirements

Diet: insects such as ants, beetle larvae, caterpillars, and adult beetles; diet is supplemented with hard and soft mast, as well as various seeds, including sunflower seeds

Water: obtained from diet

Cover: cavity nesters; holes are excavated in mature and dying trees and snags; management efforts should focus on maintaining or creating areas with large mature and dying trees, especially in open areas; within wooded areas, at least one large snag per acre should be available

Wildlife management practices

Control Nonnative Invasive Species: when nonnative invasive species begin to negatively impact tree regeneration or reduce the ability of hairy woodpeckers from foraging along tree trunks

Create Snags: for a food source and potential nest cavities where snag availability is limiting

Livestock Management: livestock either should be excluded from forests and riparian areas or managed so that grazing pressure is not limiting tree regeneration

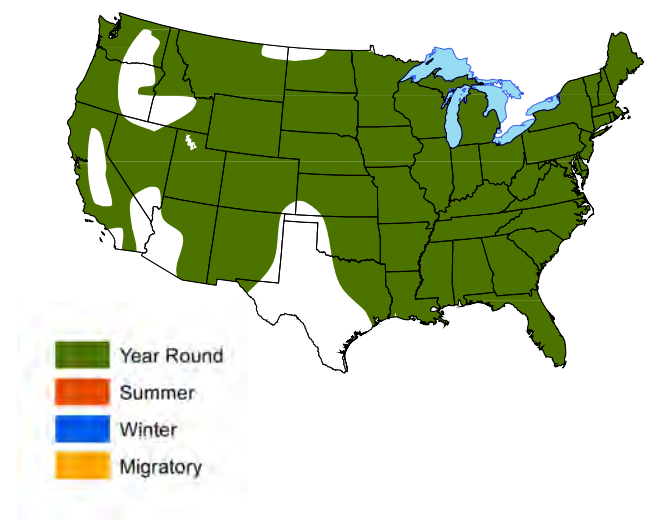
Plant Trees: especially softwood deciduous trees where trees are lacking for potential nesting cavities

Wildlife Damage Management: when woodpeckers are causing damage to human structures

Wildlife or Fish Survey: call counts and point counts are used to estimate population trends



Donna Dewhurst



House finch

General information

House finches are native to the western U.S., but were introduced in the eastern U.S. in 1940. Since, they have spread throughout the eastern U.S. and have become one of the most common birds in the U.S. They are found in a wide variety of urban, suburban, and agricultural areas that have trees, shrubs, and some herbaceous openings. They also are found in canyons and semi-arid regions in the western part of the country. House finches nest in a variety of locations and make a nest from weed stems, small branches, and leaves. House finches are vegetarians and eat a variety of seeds, soft mast, and buds, both from the ground and in trees.



Gary Kramer

Habitat requirements

Diet: soft mast, buds, and weed seeds; in the warm season, house finches eat some insects

Water: free-standing water is needed daily in the warm season

Cover: nest 5 feet to 7 feet aboveground on low branches of trees, branches of bushes, in natural cavities, old holes excavated by woodpeckers, and any projection or ledge they can find on houses and buildings

Wildlife management practices

Plant Native Grasses and Forbs: to provide forb seed in rural areas where forbs are lacking

Plant Shrubs: for nesting and hiding cover adjacent to open areas where shrubs are lacking

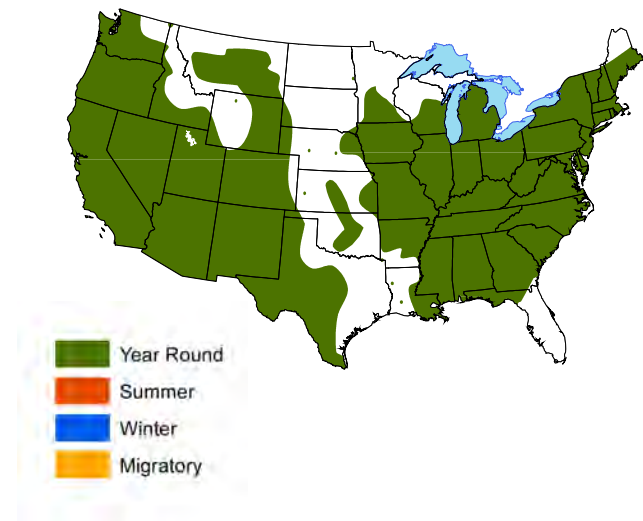
Plant Trees: for nesting cover in areas where trees are lacking

Set-back Succession: *Mowing* may be used to maintain foraging and loafing cover for house finches in **Urban** areas

Water Developments for Wildlife: birdbaths and pans of water can be provided, or a low area in the yard can be filled with water; do not place water in areas where cats can catch birds; cats should be removed

Wildlife or Fish Survey: point counts are used to estimate trends in populations

Artificial Feeders: may be used to attract finches in **Urban** areas; millet and sunflower seeds are favorites



House sparrow

General information

House sparrows are found throughout the U.S. They are an introduced species from England (they are also called English sparrows) and are found throughout the U.S., and are very common in urban areas. House sparrows also are very common in and around buildings in agricultural areas where grain is available. Because they are a nuisance, management objectives are often needed to reduce the quality and quantity of food and cover. *Wildlife Damage Management* is often needed and commonly implemented. House sparrows are cavity nesters and will frequently occupy buildings and houses to nest within the eaves or other areas with a cavity or opening. House sparrows feed on the ground and in woody vegetation for seeds, insects, and soft mast. House sparrows outcompete bluebirds for cavity nesting space and compete with several other native birds for food and space.

Habitat requirements

Diet: variety of insects, soft mast, buds, forbs, weed seeds, and waste grain

Water: free-standing water is required daily in warm seasons

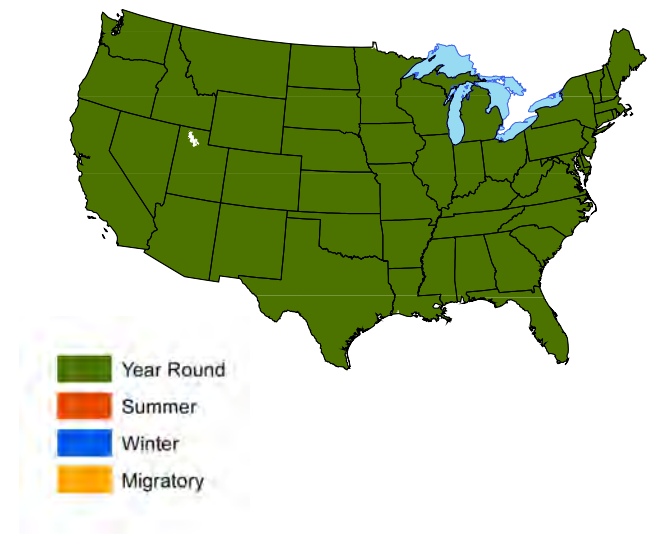
Cover: nest in natural cavities, low branches of trees, and bushes 5 feet to 7 feet aboveground, and on any projection or ledge they can find on buildings or other structures

Wildlife management practices

House sparrow populations often grow to levels where they cause wildlife damage or will cause detrimental conditions for native wildlife by out competing native species for habitat requirements; therefore, wildlife damage management most likely will be necessary in all situations, especially in suburban/urban and agricultural areas. Habitat management to attract house sparrows should never occur.

Wildlife Damage Management: trap and euthanasia are often appropriate to reduce house sparrow populations; exclusion practices may prevent house sparrows from accessing an area; remove food, water, and cover available to house sparrows; various harassment practices may be effective

Wildlife or Fish Survey: observation counts, call counts, and questionnaires related to wildlife damage management are useful in estimating trends in populations



House wren

General information

House wrens are found throughout the U.S. during the breeding season, and migrate to the Deep South during winter months. In **Urban** areas, house wrens prefer older residential areas with large shrubs and trees. House wrens also are found in forests with herbaceous openings at higher elevations, as well as in aspen stands. House wrens nest in a variety of elevated cavities, as high as 30 feet aboveground. They forage both on the ground and aboveground.

Habitat requirements

Diet: spiders, grasshoppers, crickets, beetles, caterpillars, ants, bees, ticks, earthworms, and millipedes; artificial feeders are usually not used

Water: necessary water is obtained from the diet

Cover: nest in natural cavities in trees old buildings and other structures

Wildlife management practices

Control Nonnative Invasive Vegetation: when nonnative species begin to compete with native vegetation and degrade habitat for house wrens

Nesting Structures: nest boxes may be provided where adequate nesting sites are lacking; boxes should be placed high on a tree trunk or under the eaves of a house; the hole should be < 1.5 inches in diameter to prevent house sparrows and starlings from entering and excluding house wrens; for specifics on nest box design and placement, visit your local Extension office or state wildlife agency website

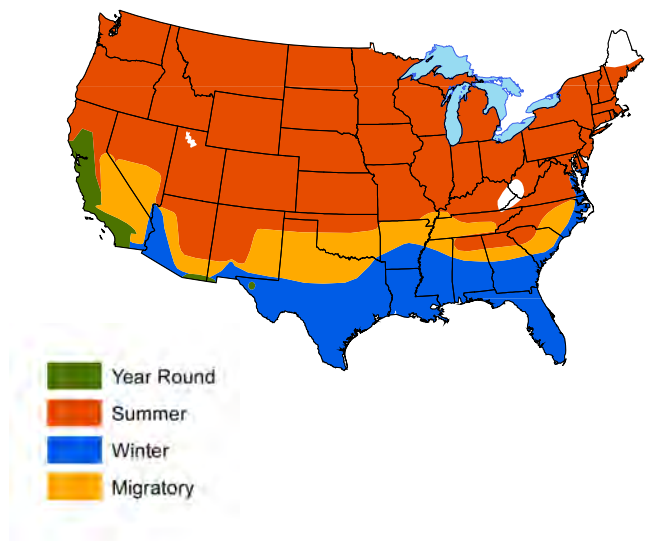
Plant Shrubs: where lacking for cover while feeding and for nesting

Plant Trees: where trees are lacking for cover and nesting

Wildlife or Fish Survey: point counts are used to estimate trends in populations



Dave Menke



Northern flicker

General information

Northern flickers occupy all of North America, and inhabit most of the U.S. year-round. Flickers are found in forests and woodlands interspersed with herbaceous openings. Northern flickers are often found along riparian zones and urban areas. They prefer older urban residential areas with large trees, golf courses, and parks. Flickers create cavities in trees for nesting; these cavities later become nesting and roosting sites for other species. Thus, flickers are considered an important species for biological diversity. Flickers eat insects, especially ants, as well as soft mast and seeds. Flickers can become problematic in urban areas where they may create holes in wood siding on houses or damage ornamental trees. Wildlife damage management may be necessary. European starlings often take-over flicker cavities for their own nests. Appropriate action should be taken to prevent starlings from occupying nesting cavities of flickers and other cavity-nesting wildlife.

Habitat requirements

Diet: ants are a favorite food and make up about 50 percent of the diet; seeds, soft mast, and earthworms are also eaten; flickers are partial to poison ivy fruit and may use artificial feeders

Water: daily water requirements unknown; sufficient water is probably obtained from diet

Cover: tree cavities are used for nesting; old, mature trees that show signs of senescence (old age) or decay are often used; softwood trees, such as yellow poplar, cottonwood, and willow, are preferred; flickers will nest in posts, holes in banks, and holes in houses and structures where trees are unavailable

Wildlife management practices

Control Nonnative Invasive Vegetation: when nonnative species begin to compete with native vegetation and degrade habitat for flickers

Create Snags: to enhance possible sites for cavities where snags are limiting, especially softwoods, but other species as well

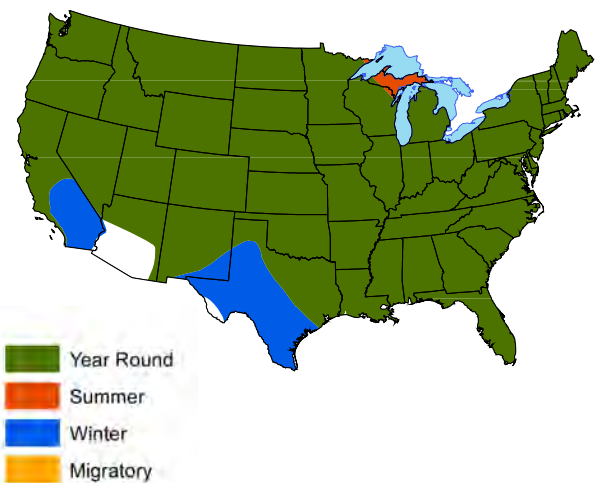
Forest Management: *Forest Regeneration* will provide more open area and possibly snags for a short time; *Forest Stand Improvement* can open the structure of the forest and provide snags; snags should be retained during forest management activities

Plant Shrubs: several soft mast-bearing shrubs can provide additional food resource when limiting in open areas

Plant Trees: in large open areas without trees



Dave Menke



Set-back Succession: *Prescribed Fire* will consume the litter layer and facilitate foraging on the ground; *Chainsawing* may be used to reduce overstory tree density to create woodland conditions and improve tree species composition; *Mowing* may be used to maintain foraging and loafing cover for northern flickers in **Urban** areas

Wildlife Damage Management: may be necessary to prevent damage from foraging, drumming, and excavating wooden buildings; exclusion practices can prevent access to buildings; harassment can repel flickers from an area

Wildlife or Fish Survey: point counts are used to estimate trends in populations

Artificial Feeders: may be used to attract flickers in urban areas; suet is preferred

Peregrine falcon

General information

Peregrine falcons are found primarily along the coasts and mountain ranges of North America where congregations of shorebirds, songbirds, and waterfowl occur. They also may be found in urban and industrial areas with skyscrapers, smokestacks, bridges, and other tall structures and where abundant rock dove and European starling populations occur. Nests are often located on the ledges of cliffs or buildings from 25 to more than 1,300 feet high. They are one of the fastest birds on the planet, with a cruising speed of 25-34 mph to more than 200 mph in pursuit of prey.



Habitat requirements

Diet: mostly birds, but also bats, which falcons catch during flight

Water: requirements largely unknown; likely obtain water needs from foods they consume

Cover: require tall cliffs, buildings, and other tall structures for nesting and perching

Wildlife management practices

Nesting Structures: nesting platforms can be added to cliffs and skyscrapers

Wildlife Damage Management: peregrine falcons can prey upon domestic birds, such as homing pigeons; exclusion practices should be used to discourage damage

Wildlife or Fish Survey: visual surveys near known nesting areas can be used to monitor population trends



Rock pigeon

General information

Rock pigeons (commonly called pigeons) are an introduced species found year-round throughout urban and agricultural areas in the U.S. They are considered pests because they are generally protected in urban areas where they develop dense populations and damage buildings and other structures with accumulations of droppings. They also cause severe problems in agricultural areas by contaminating feed. Pigeons also can carry and spread diseases, including salmonella, encephalitis, Newcastle disease, and others, to people and livestock through their droppings. Droppings of rock pigeons may also contain histoplasmosis, a fungal disease that can cause respiratory problems in humans. Wildlife damage management practices are often required to control overabundant rock pigeon populations. Rock pigeons are regularly found around large buildings, parks, and open areas. They create a shallow nest of sticks, leaves, and other vegetation, and nest aboveground and on or around buildings. Rock pigeons primarily feed on the ground and eat small grains, seeds, crumbs, and garbage.



James W. Arterburn

Habitat requirements

Diet: waste grain and weed seeds; in urban areas, rock pigeons commonly eat human handouts

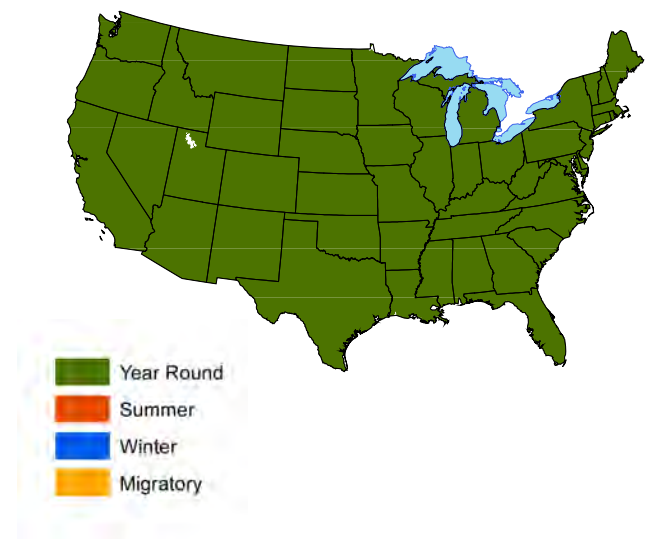
Water: free-standing water is required frequently during warm seasons

Cover: barn lofts, window ledges, rooftops, bridges, and a variety of other structures

Wildlife management practices

Wildlife Damage Management: shooting (including pellet guns in urban areas), toxicants, and trapping are recommended direct control techniques; exclusion practices prevent access to livestock feed; food, water, and desirable cover should be removed when possible and when it does not impact desirable wildlife species; harassment practices may be effective; habitat management to attract rock pigeons should never occur

Wildlife or Fish Survey: observation counts and questionnaires related to wildlife damage management are used to estimate trends in populations



Ruby-throated hummingbird

General information

There are 18 species of hummingbirds found in North America. The ruby-throated hummingbird is the most widespread species. Other than a couple of exceptions, hummingbirds migrate into Central and South America during winter. Hummingbirds use areas with flowering plants from which they can feed on the nectar. In urban settings, they prefer areas with large trees and nearby flowering plants. A hummingbird's nest is constructed in the shape of a small cup and is built of lichens and other vegetation. Hummingbirds require high-energy foods. Nectar is high in sugars that supply needed energy. Insects are an important source of protein.

Habitat requirements

Diet: nectar from flowers and insects found on flowers

Water: necessary water obtained from diet

Cover: trees and shrubs for nesting; flowers for feeding

Wildlife management practices

Control Nonnative Invasive Vegetation: when nonnative invasive vegetation begins to compete with native vegetation and reduce habitat quality for ruby-throated hummingbirds

Plant Shrubs: flowering shrubs and vines that provide nectar may be planted where nesting sites and food resources are limited; favorites include hibiscus, trumpet vine, and lilac

Plant Trees: where potential nesting sites are limited; flowering dogwood and various fruit trees are favorites

Wildlife or Fish Survey: observation counts, especially visitation at feeders, are used to estimate trends in populations

Artificial Feeders: artificial feeders filled with sugar-water (1 part sugar to 4 parts boiled water may be used where flowers are limited; multiple feeders may reduce problems with territoriality; never give honey-water to hummingbirds because honey ferments faster than sugar and quickly develops a mold that can kill hummingbirds

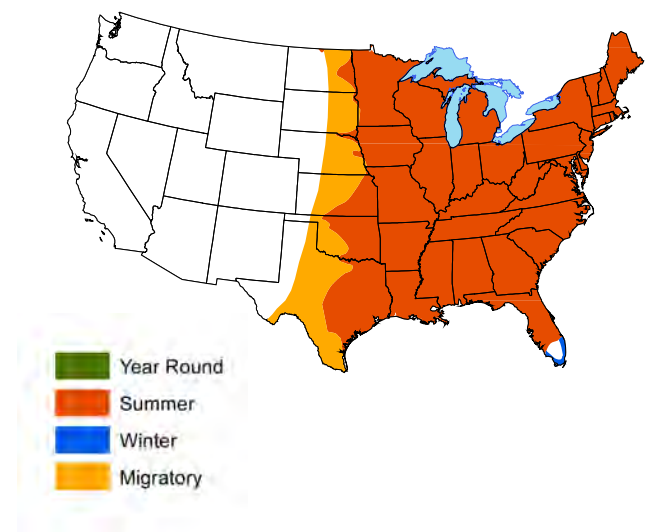
Plant Flowers: preferred flowers include petunias, gladiolus, nasturtiums, begonias, morningglory, evening primrose, columbine, and cardinal flower

Rooftop/Balcony Gardens: can provide source of nectar if appropriate flowers are planted

NOTE: *Plant Flowers* should not be recommended to establish *Rooftop/Balcony Gardens*



Greg Lavaty



Song sparrow

General information

Song sparrows are familiar and relatively common and inhabit all of the U.S., but will migrate from extreme northern areas during the colder months of the year. Song sparrows typically use shrubby areas interspersed with herbaceous openings and forest, especially along riparian areas. Song sparrows often nest along forest edges. The nest is made of grass and leaves and in the shape of a cup. Nests are often placed on the ground under a shrub or in thick herbaceous cover. Song sparrows primarily feed on the ground and eat seed, insects, and fruit.

Habitat requirements

Diet: weed seeds, insects, soft mast

Water: freestanding water is required frequently during the warm seasons

Cover: thick shrubs and herbaceous cover for nesting, loafing, and escape

Wildlife management practices

Control Nonnative Invasive Vegetation: when nonnative invasive vegetation begins to compete with native vegetation and degrade habitat for song sparrows

Forest Management: *Forest Stand Improvement* practices can stimulate increased brushy cover where lacking

Plant Native Grasses and Forbs: where lacking and necessary to provide cover for nesting

Plant Shrubs: to provide soft mast where there is little soft mast available

Set-back Succession: *Chainsawing* can create additional brushy cover; *Prescribed Fire* can be used to maintain shrubby cover; *Mowing* may be used to maintain foraging and loafing cover for song sparrows in **Urban** areas

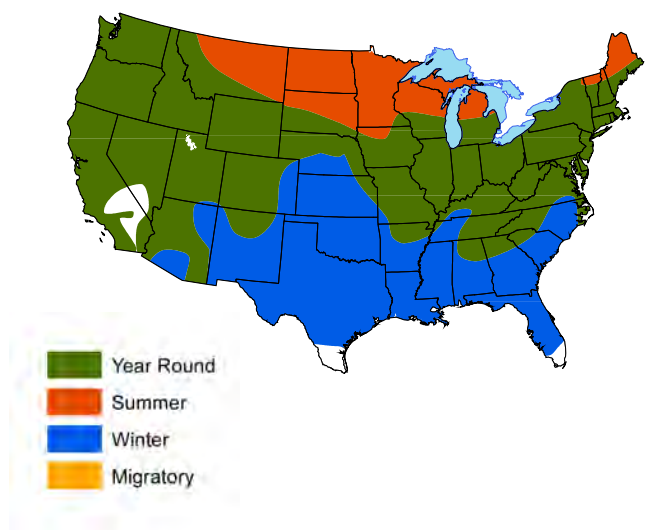
Water Development for Wildlife: drinking water may be provided in birdbaths or pans of water

Wildlife or Fish Survey: point counts are used to estimate trends in populations

Artificial Feeders: for use in **Urban** areas; millets and sunflower seeds are favorites



Lee Karney



Mammals

Big brown bat

General information

Big brown bats are one of 46 bat species in North America. They inhabit nearly all of the U.S., except south Florida and south-central Texas. They use a variety of vegetation types, from farmland to mature deciduous forest. Big brown bats are common in urban areas, including cities, parks, and suburban neighborhoods. They frequently use buildings and houses for daytime summer roosts and sometimes as winter hibernacula, but most hibernate in caves. Big brown bats are insectivores. Lactating females will eat their weight in insects daily. Males and females may roost individually or in small numbers, but males and females usually roost separately. Females may roost together in a maternal colony when pups are born and nursing. Females usually give birth to one or two pups, often in a hollow tree or attic. Big brown bats, as well as all other bat species, are nocturnal and are the only mammals capable of flying. Big brown bats will drink “on-the-wing” by dipping their lower jaw into a water source. Big brown bats hibernate in the winter in northern latitudes. Therefore, they do not actively feed during winter months, but instead rely on stored fat reserves.

Habitat requirements

Diet: night-flying insects, especially beetles

Water: free-standing water is required daily when they are active

Cover: buildings and hollow trees are often used for daytime roosts; bat houses also may be used for daytime roosting; caves, mines and buildings are used for hibernation

Wildlife management practices

Create Snags: to provide roost sites (only in areas where they pose no danger to human structures or health when they fall) where roost sites may be limiting

Nesting Structures: may provide additional roost sites if natural roost sites are limiting

Plant Trees: in large open areas where few trees are present to promote future old trees that may provide roost sites



Don Pfitzer



Set-back Succession: Chainsawing, Dozer-clearing, Root-plotting, Herbicide Applications, and Prescribed Fire (in rural areas) can be used to maintain more than 50 percent open areas for foraging; mowing may be used in Urban areas to maintain openings

Water Developments for Wildlife: where available open water is not available, small ponds and shallow impoundments may be constructed for drinking and to attract insects; water developments should be constructed with nothing above the water (such as fencing or bracing) so bats have an unobstructed flight path

Wildlife Damage Management: may be necessary when roosting or hibernating in areas occupied by humans

Wildlife or Fish Survey: observation counts and echolocation surveys are used to estimate population trends

Coyote

General information

Coyotes are found throughout the continental U.S. and have even been observed in large cities and urban areas. Grasslands, shrubland, and farmland provide optimal habitat for coyotes, but they also use forested areas as well. Coyotes den in a variety of places, including brush-covered slopes, steep banks, rock ledges, thickets, and hollow logs. Coyotes are most active at night, during early morning, and around sunset, but they may be active throughout the day. Coyotes live in packs, alone, or in mated pairs, depending on the time of year. Coyotes are considered omnivores as they have an extremely varied diet that fluctuates with the seasons.



Steve Thompson

Habitat requirements

Diet: rodents, rabbits, and other small mammals, insects, birds, eggs, deer, carrion, and soft mast; livestock and wild ungulates (deer, elk, pronghorn) usually are represented in coyote stomachs as carrion; however, in some cases, coyotes prey heavily on deer and pronghorn fawns, and can limit reproductive success in some situations

Water: requirements are not well documented; necessary water probably is obtained in diet

Cover: grasslands, shrublands, regenerating forest, mature forest; crevices and burrows along river banks, rock ledges, brushpiles, and holes under stumps or abandoned buildings are used as den sites for raising pups



Wildlife management practices

Control Nonnative Invasive Vegetation: when nonnative invasive vegetation reduces habitat quality for coyote prey species

Edge Feathering: (in some ecoregions) to increase cover and food availability for prey species around fields

Field Borders: to increase usable space for prey species around fields

Forest Management: (in some ecoregions) *Forest Regeneration (Clearcutting, Shelterwood, Seed-tree, Group Selection)* and *Forest Stand Improvement* can improve habitat for prey and lead to more abundant prey

Livestock Management: should maintain adequate cover for prey species

Plant Native Grasses and Forbs: where additional early successional cover is needed for prey and planting is necessary

Plant Shrubs: in areas where additional shrub cover is needed to attract prey and provide security cover for coyotes

Set-back Succession: *Prescribed Fire, Disking, Chaining, and Herbicide Applications* are recommended to maintain herbaceous openings; *Prescribed Fire* can be used to

enhance forest understory structure and composition; *Chainsawing* can be used to create additional forest openings where necessary

Decrease Harvest: where hunting or trapping has limited population and additional coyotes are desired to control a prey species that is overburdened

Increase Harvest: through hunting or trapping where coyote populations need to be lowered

Wildlife Damage Management: may be necessary where livestock or pet depredation is a problem, and more rarely where they are suppressing or causing a decline in the population of some species that have been identified as focal species for management, such as white-tailed deer or wild turkey (see **Wildlife Damage Management Techniques**)

Wildlife or Fish Survey: track counts, trapper harvest data, and camera surveys are used to estimate population trends

NOTE: Situations in which landowners would manage for coyotes are exceptionally rare. However, the coyote is a native predator and plays an important role in many ecosystems. Although management is rarely, if ever, implemented to promote coyotes, management for their prey helps both prey populations and coyote populations and promotes a healthy ecosystem.

Eastern cottontail

General information

Eastern cottontails occur in the eastern half of the country. They prefer brushy cover interspersed with herbaceous openings. Eastern cottontails also are found in suburban areas, parks, golf courses, and stream corridors. Eastern cottontails are prey for the majority of carnivorous predators within its range. They are prolific breeders; females may have 7 litters per year, with 3 to 6 young per litter. This reproductive rate is required to perpetuate populations because 70 to 80 percent of all rabbits die each year.

Habitat requirements

Diet: forbs and grasses, browse, and soft mast from spring through fall; in winter, bark of shrubs and trees, as well as buds and browse

Water: necessary water obtained from diet

Cover: shrub cover, brushpiles, native warm-season grasses and forbs for loafing and escape cover; burrows also are used for denning and escape

Wildlife management practices

Control Nonnative Invasive Vegetation: where nonnative invasive vegetation is competing with native vegetation and limiting habitat for cottontails; sod grasses, such as tall fescue and bermudagrass, can be especially problematic

Edge Feathering: to increase usable space around fields

Field Borders: to increase usable space around fields

Forest Management: *Forest Regeneration (Clearcut)*, provides optimal brushy cover for a few years; *Forest Road Maintenance* may involve daylighting roads and planting forages where forage may be limiting

Leave Crop Unharvested: to provide additional food and cover, especially corn, alfalfa, and wheat

Livestock Management: should prevent overgrazing to allow sufficient herbaceous vegetation for nesting, cover, and forage in fields and other early successional areas; exclude livestock from food plots

Plant Food Plots: where additional forage is needed; linear plantings may be situated adjacent to dense cover

Plant Native Grasses and Forbs: where early successional cover is limiting and planting is required to promote additional grasses and forbs

Plant Shrubs: in relatively large openings with few shrubs; field borders, fencerows, and other idle land areas may be good places to plant but usually shrubs and brushy cover will develop naturally in most areas through succession

Set-back Succession: *Prescribed Fire*, *Disking*, and *Herbicide Applications* are recommended to maintain early successional areas, especially when litter accumulation



Aubrey Deck



is limiting germination of the seedbank and when woody encroachment begins to shade-out herbaceous groundcover; *Chaining*, *Prescribed Fire*, and *Herbicide Applications* can be used to rejuvenate shrublands, especially where herbaceous groundcover is shaded out; *Chainsawing*, *Dozer-clearing*, and *Root-plowing* can be used to convert forest cover to early successional communities that may include brushy cover; *Mowing* can be used to maintain herbaceous openings in **Urban** areas

Soil Conservation Agriculture: fall tillage may be delayed until spring to allow use of standing stubble for cover and waste grain for food

Decrease Harvest: may be necessary when additional rabbits are desired and hunting or trapping efforts are limiting growth; low rabbit populations are almost always a result of inadequate habitat, not harvest levels

Increase Harvest: where populations can sustain additional hunting or trapping pressure for recreation or where populations need to be lowered

Wildlife Damage Management: shooting, trapping, and exclusion techniques can be used where there is damage to ornamental and garden plants

Wildlife or Fish Survey: observation counts, track counts, hunter harvest data, and transect flush counts can be used to estimate population trends

Eastern fox squirrel

General information

The eastern fox squirrel is found in the eastern half of the U.S., except for areas of New England. Eastern fox squirrels use mature forest interspersed with small openings, as well as oak and pine woodlands and savannas. Riparian areas are important in the Midwest. Fox squirrels also may be found in urban areas where there are lots of trees. Fox squirrels spend much time foraging on the ground. They build a leaf nest, usually in the crotch of the main trunk of a tree more than 30 feet aboveground, but will regularly use natural cavities in trees, especially in winter.

Habitat requirements

Diet: a variety of hard mast, acorns, seeds, tree buds and flowers, mushrooms, soft mast, eggs, and corn

Water: necessary water generally is obtained through diet, but freestanding water may be used in late summer

Cover: mature hardwood and pine forest, small openings, woodlands, and savannas; nest in tree cavities or build a nest of twigs and leaves

Wildlife management practices

Control Nonnative Invasive Vegetation: when nonnative invasive vegetation begins to reduce habitat quality for eastern fox squirrels; kudzu, nonnative sod grasses, cogongrass, bush honeysuckles, and Japanese stiltgrass may be particularly problematic in some areas

Edge Feathering: can enhance forest structure and increase food availability in forested areas surrounding fields

Forest Management: *Forest Regeneration (Single-tree Selection, Group Selection)* may improve forest or woodland structure and increase food availability; *Forest Stand Improvement* can encourage larger crowns of mast-producing trees and enable oaks, hickories, beech, and others to produce more mast; also can increase soft mast availability and provide snags for potential den sites

Leave Crop Unharvested: (corn) so squirrels can glean waste grain from the field; especially important during years of poor mast production

Livestock Management: should prevent overgrazing, especially in savannas and woodlands where grazing is allowed; livestock should be excluded from riparian areas, especially in open landscapes where tree cover is limited to riparian areas

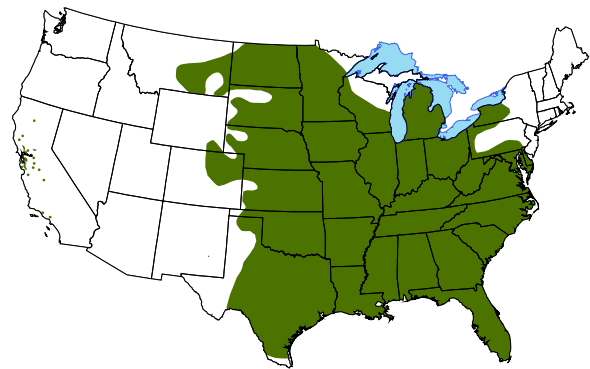
Plant Food Plots: grain food plots, especially corn, can provide an important food source, during winters with poor mast availability

Plant Trees: in large open areas where tree cover is limiting

Set-back Succession: *Prescribed Fire* is required to maintain savannas and woodlands; *Prescribed Fire* and *Disking* are used to maintain relatively small early successional openings; *Herbicide Applications* can



Joe Fischer



be used to reduce unwanted tree cover or woody encroachment; *Chainsawing* and *Dozer-clearing* can be used to create small openings

Soil Conservation Agriculture: eliminate tilling cornfields in the fall to provide additional food

Water Developments for Wildlife: small ponds may be dug where water may be limiting within 1/4 mile

Decrease Harvest: may be necessary when additional fox squirrels are desired and hunting pressure is limiting growth

Increase Harvest: where populations can sustain additional hunting pressure for recreation and where populations need to be lowered

Wildlife Damage Management: exclusion from buildings, trapping, or shooting may be necessary if damage is occurring

Wildlife or Fish Survey: observational surveys are most often used to estimate population trends

Eastern gray squirrel

General information

The eastern gray squirrel lives primarily in mature deciduous forests and woodlands. They also forage along the edge of crop fields, especially mature cornfields. Eastern gray squirrels have adapted to parks and other urban areas where mature trees are available. Eastern gray squirrels forage both in trees and on the ground. They den in cavities of mature trees and also build nests, generally 30 feet or more aboveground. Eastern gray squirrels will use nest boxes, but nesting structures are not necessary because squirrels build nests when cavities are not available. Thus, cavities are not a limiting factor for eastern gray squirrel populations.

Habitat requirements

Diet: a variety of hard and soft mast, miscellaneous seeds, grains, bark, buds, and mushrooms; they also may eat bird eggs

Water: necessary water generally is obtained through diet, but free-standing water is also used

Cover: mature forest and woodlands; suburban and urban areas with mature trees; den in tree cavities and also build nests of leaves and twigs

Wildlife management practices

Control Nonnative Invasive Vegetation: when nonnative invasive vegetation begins to compete with native species and reduce habitat quality for eastern gray squirrel; several nonnative trees, such as tree-of-heaven and royal paulownia, and nonnative groundcover and vines, such as Japanese stiltgrass, kudzu, and English ivy, can displace more valuable native species and make finding food difficult

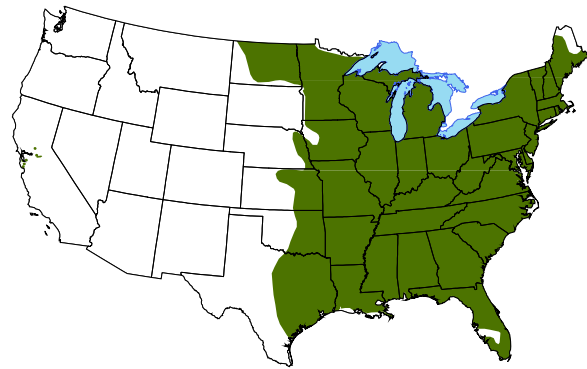
Forest Management: *Forest Regeneration (Group Selection, Single-tree Selection)* can increase soft mast and availability of various seed-producing plants used by eastern gray squirrels; *Forest Stand Improvement* can encourage larger crowns of mast-producing trees and enable oaks, hickories, beech, and others to produce more mast; also can increase soft mast availability and provide snags for potential den sites

Leave Crop Unharvested: (corn) where crop is adjacent to woods or tree line where squirrels can clean grain; especially important during years of poor mast production

Livestock Management: should prevent overgrazing in woodlands and forests; livestock should be excluded from riparian areas in open landscapes where tree cover is largely limited to riparian areas; livestock should be excluded from food plots and from areas where trees have been planted to enhance habitat for eastern gray squirrels



Laura Perlick



Plant Food Plots: grain food plots, especially corn, can provide an important food source during winters with poor mast availability

Plant Trees: plant mast trees (especially oaks and hickories) where they are limiting; most appropriate for large open areas that do not represent habitat for gray squirrels; also may be appropriate where composition of wooded areas is lacking mast and limiting gray squirrel population

Decrease Harvest: may be necessary when additional gray squirrels are desired and hunting pressure is limiting population growth

Increase Harvest: where populations can sustain additional hunting pressure for recreation and where populations need to be lowered

Wildlife Damage Management: may be required if gray squirrels become a nuisance around houses

Wildlife or Fish Survey: observation counts are most often used to estimate population trends

Artificial Feeders: may be used in urban areas to increase viewing opportunities

Raccoon

General information

Raccoons are very common throughout most of the U.S., except in certain parts of the Rocky Mountains, Nevada, Utah, and Arizona. Raccoons are found in a variety of vegetation types, but are usually most abundant near riparian areas and wetlands. They also are found in urban areas. Raccoons den in hollow trees, in burrows under stumps or brush piles, or in chimneys, attics, and crawl spaces of houses and buildings. They are omnivorous and eat a wide variety of foods. Raccoons can become pests in urban areas and in wetlands (depredating waterfowl nests). Raccoons also have been identified as major predators on gamebird nests and young gamebirds.

Habitat requirements

Diet: crayfish, birds, eggs, small mammals, insects, lizards, snakes, worms, fish, carrion, grains, seeds, hard and soft mast, and foods prepared for human and pet consumption

Water: require water frequently during warm seasons

Cover: riparian areas, bottomland hardwoods, and along other wetlands; natural tree cavities are used for denning and daytime loafing; raccoons also den in ground burrows under stumps, brush piles, junk piles, old abandoned buildings, and rocky cliffs and ledges

Wildlife management practices

Control Nonnative Invasive Vegetation: when nonnative invasive vegetation begins to reduce habitat quality for raccoon

Create Snags: where denning sites are limited

Edge Feathering: to increase usable space for prey around fields

Field Borders: to increase usable space for prey around fields

Forest Management: *Forest Regeneration (Clearcut, Shelterwood, Seed-tree, Group Selection, Single-tree Selection)* and *Forest Stand Improvement* can stimulate soft mast production and cover for prey

Leave Crop Unharvested: especially cornfields adjacent to bottomland hardwoods and riparian areas

Livestock Management: livestock should be excluded from riparian areas and other wetlands; this may include development of livestock watering facilities in uplands to discourage congregation in and overuse of riparian areas

Plant Food Plots: annual grain food plots, especially corn, may be planted where food is limiting and where an increase in raccoon population is desired (this situation is exceptionally rare)

Plant Shrubs: where soft mast is lacking and to provide corridors across large open areas

Plant Trees: in riparian areas and adjacent to wetlands where few trees are present to maintain riparian corridors; maintain approximately 50 percent deciduous forest cover; also in large open areas where there are few



Dave Menke



trees

Repair Spillway/Levee: if not functioning properly

Set-back Succession: *Prescribed Fire* is recommended to rejuvenate old decadent wetland vegetation; *Prescribed Fire* and *Disking* can maintain herbaceous openings; *Prescribed Fire*, *Herbicide Applications*, and *Chaining* are recommended to rejuvenate decadent shrub cover

Soil Conservation Agriculture: eliminate fall tillage of grain crop residue adjacent to cover to make waste grain available as an additional food source

Water Control Structures: should be installed in existing dikes, dams, or levees if not present, and if needed, to control water levels and provide water less than 2 feet deep and stimulate emergent vegetation and enhance habitat for prey

Water Developments for Wildlife: shallow impoundments can provide a water source and additional habitat for various prey species

Decrease Harvest: if hunting pressure is limiting population growth where an increase is desired (this situation is rare)

Increase Harvest: where populations can sustain additional hunting or trapping pressure for recreation and where populations need to be lowered for various reasons

Wildlife Damage Management: is often necessary when raccoons get into garbage cans, occupy residences or buildings, or prey upon poultry; exclusion is cost-effective; cultural modification, such as using wildlife-proof trash cans, is effective; trap and kill is most effective for problem raccoons

Wildlife or Fish Survey: track counts, camera surveys, and trapper harvest data may be used to monitor population trends

Red fox

General information

Red foxes are the most widely distributed carnivore in the world and occupy a wide range of ecoregions and vegetation types, including grasslands, shrublands, woodlands, farmlands, and cities. They typically prefer brushy areas in winter. Red foxes are solitary animals and are mostly nocturnal. They can be seen sometimes during the early morning and early evening. Red foxes use dens for shelter and raising young. Red foxes have a characteristic manner of hunting small mammals by standing motionless, listening, and watching intently. When a red fox locates prey, it often leaps high and brings the forelimbs straight down, pinning the prey to the ground.

Habitat requirements

Diet: primarily small mammals, birds, insects, hard and soft mast, and occasionally carrion; red foxes will store food and are very good at relocating these caches

Water: requirements largely unknown; they likely drink free-standing water and get some water from the foods they consume

Cover: prefer a mixture of herbaceous openings with brushy cover, shrubland, and woodland; dens are located in brushy areas and in hollow logs, under large brush piles, under large rocks, or in underground burrows often under roots of blown-over trees; daytime resting sites are generally thickets and brushy areas

Wildlife management practices

Control Nonnative Invasive Vegetation: when nonnative vegetation begins to compete with native vegetation and decrease habitat quality for red fox and their prey

Edge Feathering: will enhance cover in woods around fields for red fox and their prey

Field Borders: will enhance cover around crop fields for red fox and their prey

Forest Management: *Forest Regeneration* (especially *Clearcut* and *Forest Stand Improvement*) in relatively large areas of mature forest will temporarily enhance cover for prey and may provide increased denning sites (down logs and debris) and daytime resting sites; *Forest Road Maintenance* may involve daylighting roads and planting forages to enhance habitat for prey species

Livestock Management: grazing should be managed to maintain suitable cover for prey

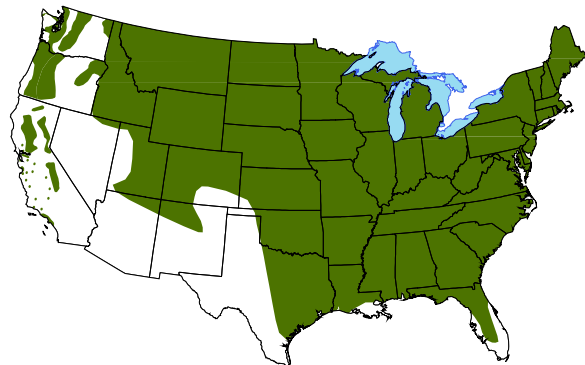
Plant Native Grasses and Forbs: where planting is necessary to provide herbaceous cover for prey

Plant Shrubs: in relatively large open areas where brushy cover or thickets for denning and resting sites is limiting

Set-back Succession: *Prescribed Fire* is recommended



Ronald Laubenstein



to maintain early successional areas and enhance understory structure in savannas and woodlands; *Chainsawing*, *Dozer-clearing*, and *Root-plowing* may be used to convert forest cover to herbaceous openings and shrublands; *Drum-chopping* may be used to enhance shrublands when shade limits herbaceous growth

Decrease Harvest: when the population is declining in response to trapping or hunting pressure and an increase in population is desired

Increase Harvest: when the population can sustain additional harvest for additional recreational trapping or hunting; to promote increased abundance of prey species, such as waterfowl (nests) or cottontails, if red fox has been identified as limiting those populations; increasing harvest also may reduce damage issues associated with poultry

Wildlife Damage Management: exclusion practices can discourage red foxes from denning under human structures; exclusion practices and trapping can limit predation on small livestock, such as chickens

Wildlife or Fish Survey: track counts, scent stations, and trapper harvest data are used to estimate population trends

White-tailed deer

General information

The white-tailed deer is the most important game animal in North America. There are more than 30 subspecies of white-tailed deer that occur throughout the U.S. and southern Canada. They are extremely adaptable and are found in a wide variety of areas including deciduous and coniferous forests, tropical evergreen forest, dry grasslands, and shrub desert. They are adaptable to humans and exploit suburban areas very well. Whitetails thrive in areas with fragmented areas containing well-interspersed vegetation types and successional stages. White-tailed deer are ruminants and are classified as concentrate selectors, meaning they concentrate their feeding on select plant species and select plant parts. Where overabundant, they can cause significant damage to ornamental plantings and row crops and can be hazardous for motor vehicles.

Habitat requirements

Diet: forbs, browse, acorns, beechnuts, soft mast (such as blackberry and persimmon), grains, and mushrooms; in the northern parts of the range, coniferous browse is important in winter; annual grains, such as wheat, oats, and rye, are eaten as well as young sprouts of a few perennial grasses in late winter

Water: obtain most of their water from diet, but drink free-standing water when available

Cover: dense woody vegetation as well as relatively tall early successional vegetation, including native grasses, forbs, and shrubs; at the northern edge of their range white-tailed deer use wintering areas, which are usually dense stands of spruce, fir, cedar, and hemlock to avoid deep snow and cold winds

Wildlife management practices

Control Nonnative Invasive Vegetation: when nonnative invasive vegetation begins to reduce habitat quality for white-tailed deer; sod grasses and sericea lespedeza can be particularly problematic in fields and Japanese stiltgrass (japangrass) often reduces forage availability in forests; although white-tailed deer may eat many nonnative invasive plants in some seasons to some extent, control of many of those plants, such as kudzu, Japanese honeysuckle, and Chinese privet, can lead to increased plant species diversity and increased forage quality during various seasons

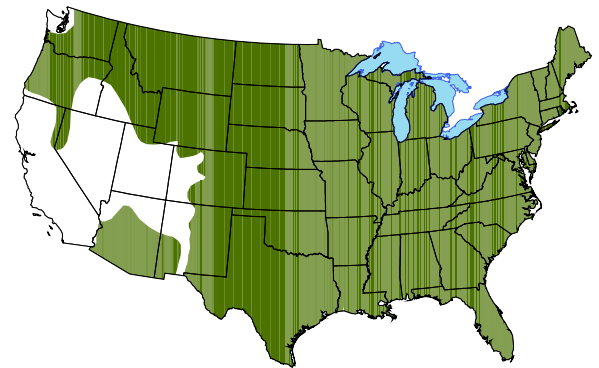
Edge Feathering: to increase forage availability around fields and enhance fawning cover

Field Borders: to increase forage availability (forbs and brambles) around crop fields

Forest Management: *Forest Regeneration (Clearcut,*



Steve Hillebrand



Shelterwood, Seed-tree, Group Selection) will provide increased browse, soft mast production, and dense escape cover; *Forest Stand Improvement* can provide increased browse and soft mast production and stimulate better cover in stands with a poorly developed understory; both methods are often used at the northern edge of their range to manage the quality and vigor of coniferous cover within a deer wintering area; *Forest Road Maintenance* may involve daylighting roads and planting forages where forage may be limiting

Leave Crop Unharvested: to provide additional food resource, especially near escape cover

Livestock Management: livestock should be excluded from forests managed for deer to avoid destruction of the forest understory; livestock should be excluded from riparian areas; should prevent overgrazing in woodlands and savannas; livestock should be excluded from food plots

Plant Food Plots: when naturally occurring food sources are limited, food plots may provide additional nutrition

Plant Native Grasses and Forbs: where early successional vegetation is limiting and planting is necessary for establishment

Plant Shrubs: where needed to provide additional soft mast, brushy cover, and browse; often useful in ravines,

field borders, other idle land areas and across large open areas to provide travel corridors

Plant Trees: (in some ecoregions) in large open areas to maintain at least 30 to 40 percent forest cover; where mast producers are lacking, particularly oaks

Set-back Succession: *Prescribed Fire* and *Disking* is recommended to maintain herbaceous openings; *Prescribed Fire* is recommended to stimulate the forest understory for increased forage and soft mast; *Chaining* can be used to rejuvenate shrub cover; in areas dominated by mesquite, *Root-plowing* combined with seeding grasses and legumes may be the best way to increase herbaceous groundcover; *Chainsawing*, *Dozer-clearing* and *Root-plowing* when converting forest to early successional plant communities to increase forage and enhance fawning cover, and to kill or remove undesirable trees in woodlots and other areas

Soil Conservation Agriculture: eliminate fall tillage of grain crop residue adjacent to cover to make waste grain available as an additional food source

Water Developments for Wildlife: where lacking (within one-half mile), dugouts, ponds, and shallow impoundments can provide freestanding water

Decrease Harvest: if hunting pressure is limiting population growth where an increase is desired

Increase Harvest: when populations can sustain additional harvest pressure for hunting recreation and when populations need to be lowered because of overpopulation and habitat degradation; in these cases, it is necessary to concentrate increased harvest on females

Wildlife Damage Management: fencing, repellents, and scare tactics may be helpful to keep deer from ornamental plantings, vegetable gardens, and crops; reducing the population through shooting females is recommended when widespread overabundance is causing crop depredation and increasing vehicle collisions

Wildlife or Fish Survey: camera surveys, browse surveys, aerial surveys (in open areas such as South Texas, Kansas, or Oklahoma, and northern portion of range during winter when there is extensive snow cover), pellet surveys, and hunter observation and harvest data are used to estimate population trends

Invertebrates - Monarch butterfly

General information

The monarch butterfly is one of the most popular species of insects in the world with its striking orange and black markings and incredible long-distance migration. It goes through a 4-stage life cycle: egg, caterpillar (larva), chrysalis (pupa), and adult. Monarchs are host specific, meaning they only lay eggs on various species of milkweed plants. Since monarch caterpillars feed exclusively on milkweed leaves, they sequester toxins poisonous to most would-be predators. Adults feed on nectar from a variety of flowering plants. Monarch caterpillars have yellow, black, and white stripes and reach lengths up to 2 inches with a 3-to-4-inch wingspan. The monarch butterfly is migratory and ranges from the northern plains of the United States and Canada, south to Mexico. Important wintering areas include the oyamel fir forests in central Mexico and forested areas in coastal California where monarchs use all parts of the trees. The species has been divided into two populations separated by the Rocky Mountains to improve conservation efforts. The eastern population completes its northward migration from Mexico through successive generations. Most adults only live for about a month. The last generation that hatches in late summer, however, can live 6-9 months and undergoes a spectacular fall migration. After overwintering in the mountains of Mexico, the last generation begins its journey north in March, goes through reproduction, then dies soon thereafter. The northward migration is continued by their offspring. The smaller western population ranges as far north as British Columbia during summer and overwinters as far south as coastal southern California.

Habitat requirements

Diet: larvae feed on various species of milkweed plants; adults feed on nectar from a variety of flowering plants and may also eat fruit, such as persimmon, pawpaw, and wild strawberry

Water: cannot land on water to drink, but may sip moisture from saturated soil

Cover: large, undisturbed early successional communities rich in flowering plants and especially an abundance of milkweeds; mountain forests for roosting during winter

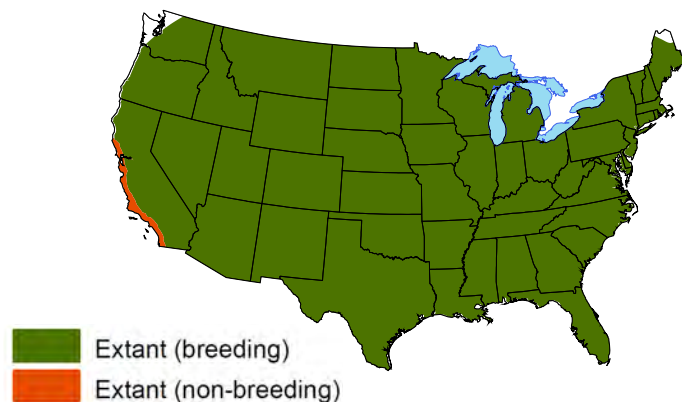
Wildlife management practices

Conservation Easement: to protect and manage large, contiguous early successional plant communities and wintering grounds

Control Nonnative Invasive Vegetation: when nonnative



Tom Koerner, USFWS



vegetation inhibits native plant abundance and reduces abundance of native milkweeds; coverage of nonnative sod grasses on upland sites and frequent mowing are particularly problematic

Delay Crop Harvest: avoid mowing patches of milkweed if possible when cutting hay since milkweed is toxic to cattle and horses and an important host plant for monarch butterflies

Edge Feathering: reduce tree cover adjacent to fields and encourage an herbaceous understory

Field Borders: to provide native herbaceous cover around crop fields and hayfields

Livestock Management: grazing should be managed to maintain a diverse vegetation structure and promote and allow flowering

Plant Native Grasses and Forbs: where native grassland cover is limiting and planting is necessary, such as reclaimed mineland; milkweeds should be part of the species mix; information may be provided to indicate if planting is necessary

Set-back Succession: Prescribed fire should be used to rejuvenate and maintain grasslands and herbaceous wetlands when conditions permit; Chaining and Drum-

chopping can be used to reduce woody cover and encourage more herbaceous groundcover; Chainsawing, Dozer-clearing, and Root-plowing can be used to convert forest and extensive shrubland to more open grassland and early successional vegetation; Herbicide Applications can be used to reduce shrub and tree cover and encourage more flowering plants

Wildlife or Fish Survey: Participate in the Monarch Larva Monitoring Project, the Monarch Watch, the Journey North, the North American Butterfly Association Butterfly Counts, and other standardized butterfly surveys.